



CLIMATE EMERGENCY INSTITUTE

The Medical and Human Rights Response to Global Climate Change

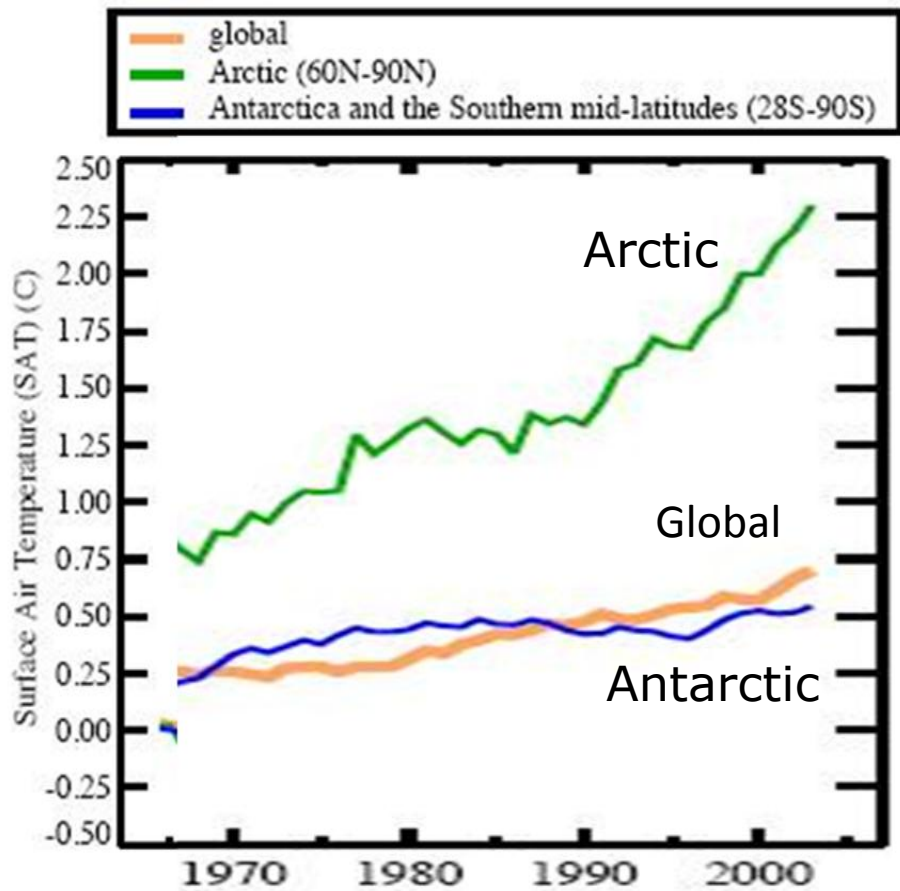
www.climateemergencyinstitute.com

THE ARCTIC

**The effect of amplified Arctic warming by summer sea ice loss
at today's warming of 0.8°C**

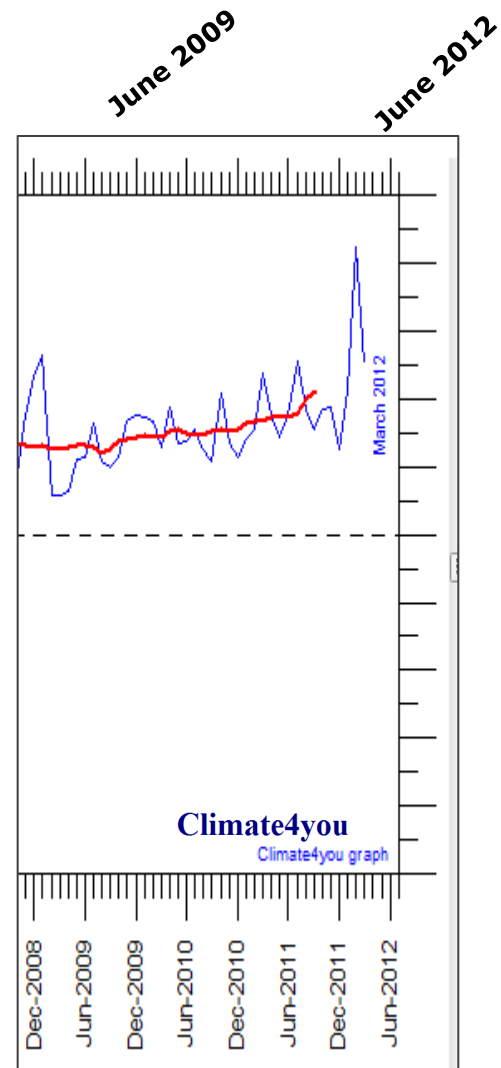
**Climate system science absolutely commits the world
to several times today's warming**

Accelerating Arctic warming since 1990



Source From Drew Shindell NASA

<http://www.nature.com/ngeo/journal/v2/n4/abs/ngeo473.html>



Arctic monthly surface air temperature anomaly 70-90°N The thin blue line shows the monthly temperature anomaly, while the thicker red line shows the running 13 month average. Data source: HadCRUT3 temperature data.

All Arctic feedbacks operant at today's warming

Feedbacks are added warming commitments

Science commitment by 2100 **3.9°C**

- Arctic warming 4X faster rest of planet and no slow down
- All Arctic feedbacks for committed runaway global heating operant
- Unprecedented rate of radiative forcing (heating) of the biosphere).

Today **0.8°C**

- Cryocap leaking methane
- Ocean surface microbes - methane
- Sea floor sediment - methane
- Thawing permafrost - nitrous oxide
- Thawing permafrost - methane
- Warming wetlands - more methane

- Arctic snow and summer sea ice melt down - loss of albedo cooling

Global temperature increase °C from preindustrial

COMMITTED ARCTIC FEEDBACK PLANEARY EMERGENCY



Today's worst case emissions scenario (A1F1)
Excludes Arctic methane feedback emissions that will boost rate of warming faster

2C
1C

- Terrestrial biosphere switches from carbon sink to source
Recognized high risk of feedback runaway climate change
- Arctic switches from carbon sink to carbon source
- N. hemisphere climate disruption harms crops

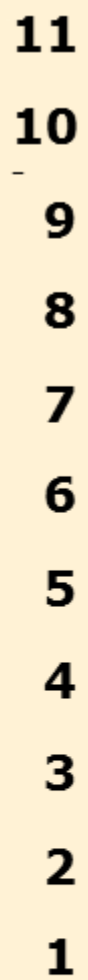
Acceleration Arctic – global warming
Irreversible disruption N. Hemisphere

GWP methane 20 years	72	X CO2
GWP methane 10 years	100	X CO2
GWP N2O 20 years	190	X CO2

2000 2020 2040 2060 2080 2100

Committed global temperature increases and amplifying feedbacks lead to runaway

8.5°



NB. Till zero carbon target warming is unlimited

Full eventual committed (equilibrium) warming after 2100 - almost double the warming by 2100
Global warming lasts 1000s of years.
(NRC Climate Stabilisation Targets 2010)

Today's emissions- upper risk range 7.0°

Today's emissions + Arctic feedbacks 7.0°

Today's emissions scenario by 2100 5.5°

Policy commitment from combined formal UN national proposals by 2100 4.5°

Ocean heat lag IPCC 0.5°C by 2100 3.1°

Possible increase by 2050 3.0°C
Climate Prediction net, upper range Met Office

Rapid emissions cut to stable atmospheric CO2: 40 years +0.8°C 1.6°

Today 0.8°

Most of planet uninhabitable due to intolerable heat humidity and desertification

Today's worst case emissions scenario (A1F1)
Excludes Arctic methane feedback emissions that will boost rate of warming faster

Most of the human population will not survive
Professor Kevin Anderson

All crops all regions declined

Terrestrial biosphere switches from carbon sink to source

Recognized high risk of feedback runaway climate change

Arctic switches from carbon sink to carbon source

N. hemisphere climate disruption harms crops

Acceleration Arctic - global warming

Arctic snow and summer sea ice melt down
Loss of albedo cooling

- Warming wetlands emitting more methane
- Thawing permafrost emitting methane
- Thawing permafrost emitting nitrous oxide
- Sea floor sediment emitting methane
- Ocean surface microbes emitting methane

Feedbacks are added warming commitments

- All Arctic feedbacks for committed runaway climate change are operant
- Unprecedented rate of radiative forcing (heating of the biosphere)



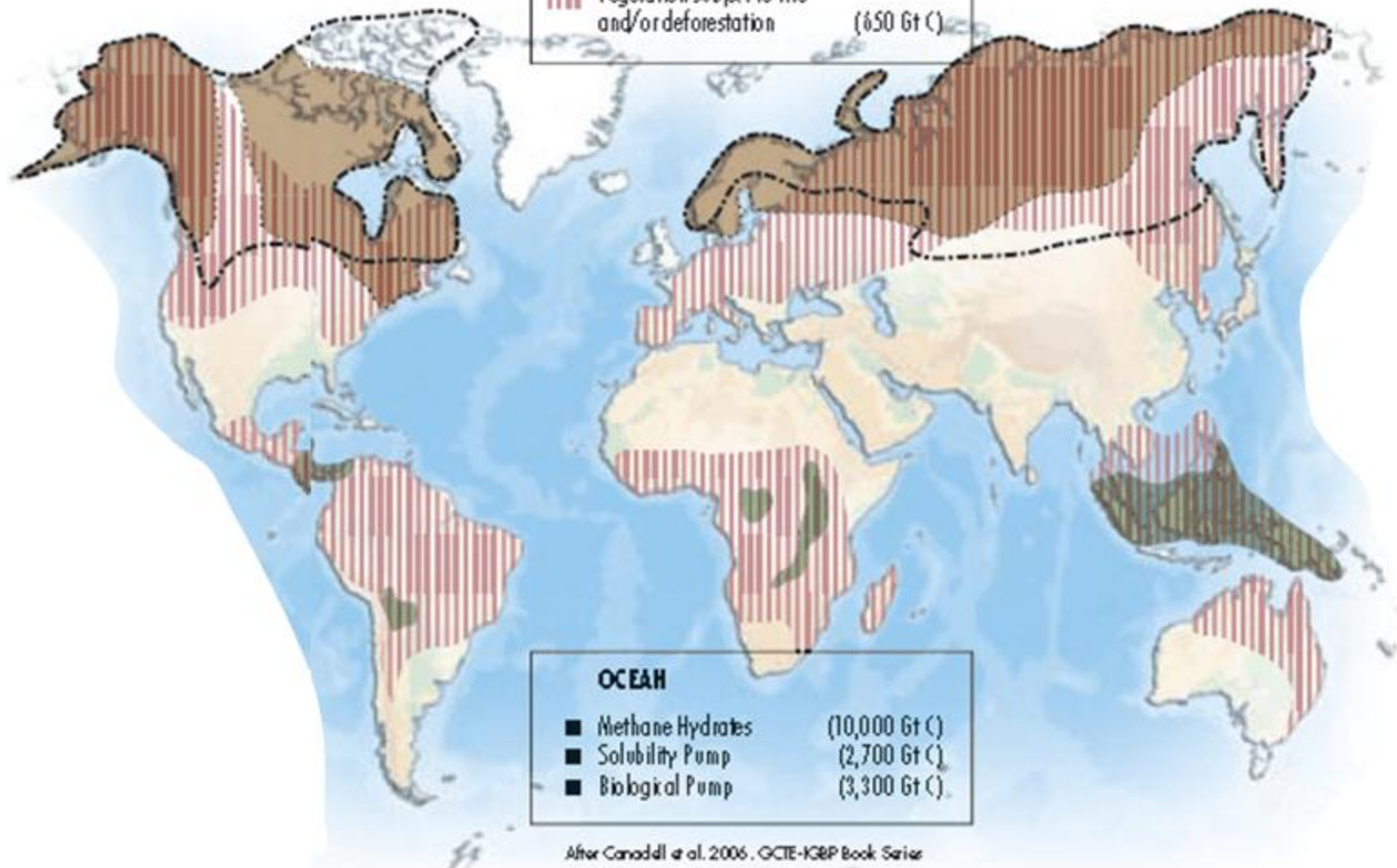

Global temperature increase °C from preindustrial

2000 2020 2040 2060 2080 2100

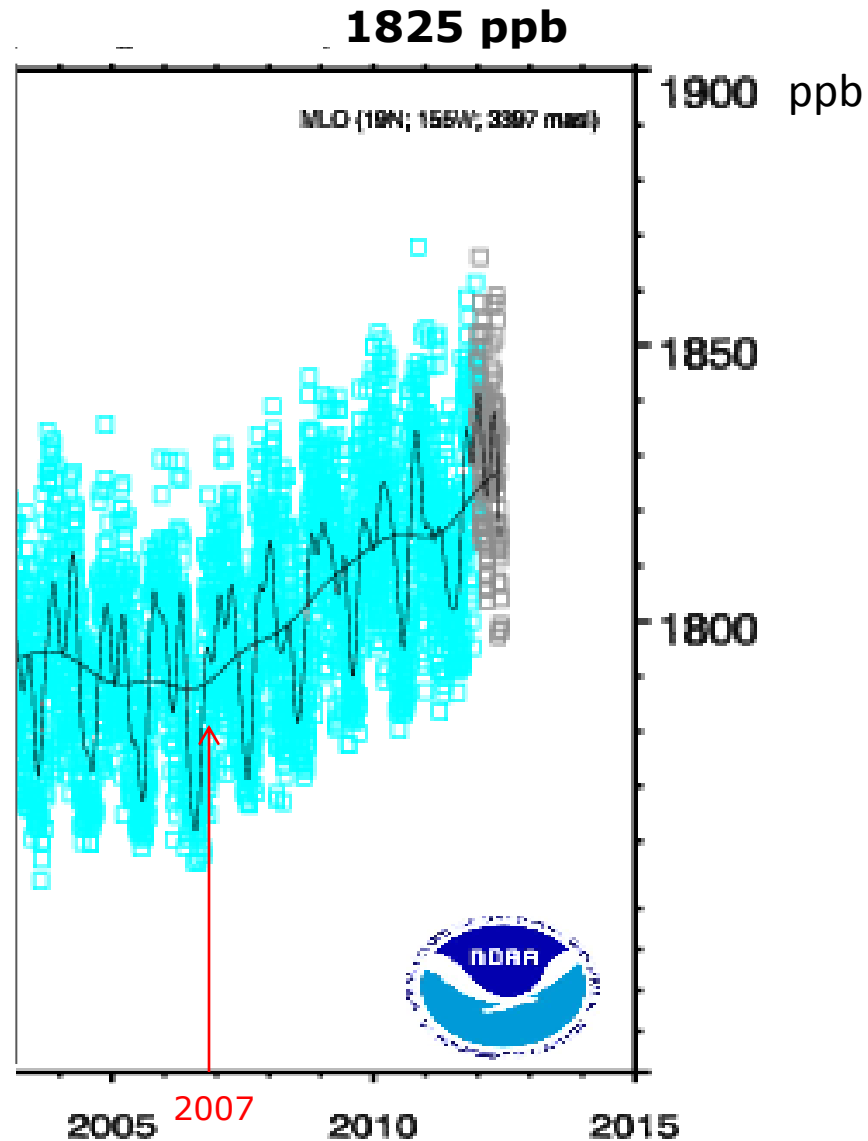
Vulnerable Carbon Pools

ARCTIC

Permafrost (Shuur et al 2010) **1672 Gt**
Hi lat Peatlands **400 Gt**
Arctic methane hydrate **1400 Gt**
(Shakhova 08)



NOAA Atmospheric methane
Mauna Loa 9 June 2012

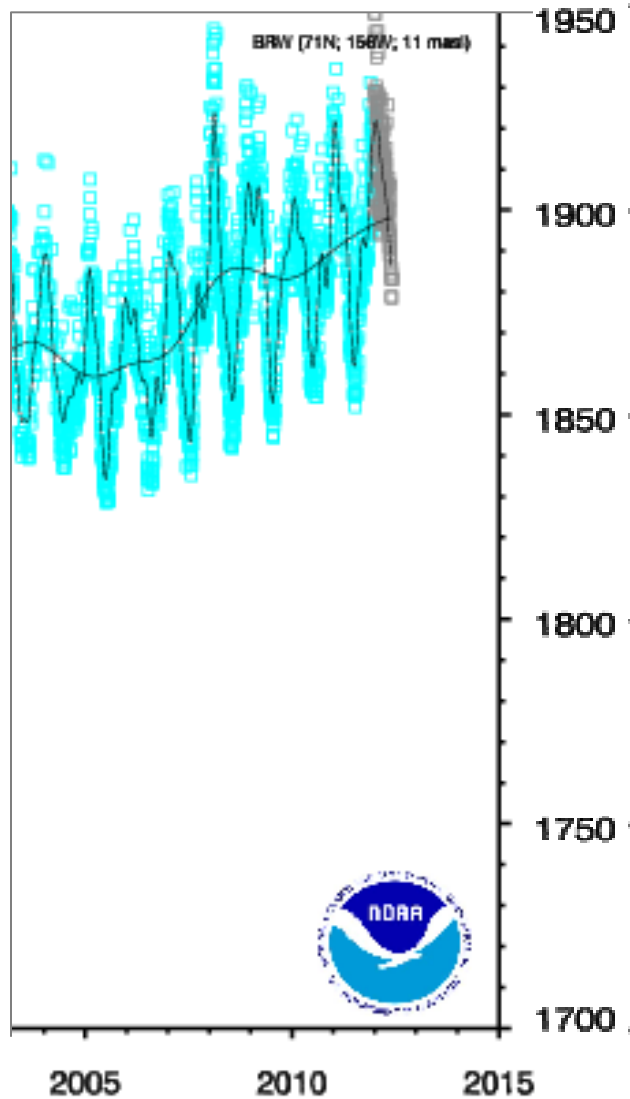


Since the sudden large drop in Arctic sea ice of 2007 atmospheric methane, which had almost stabilised after 2000, showed a renewed, and now sustained strong increase - due to methane feedback emissions.

R. Sussmann Atmos.
Chem. Phys. 2012

NOAA Atmospheric methane
Barrow Alaska 9 June 2012

1900 ppb

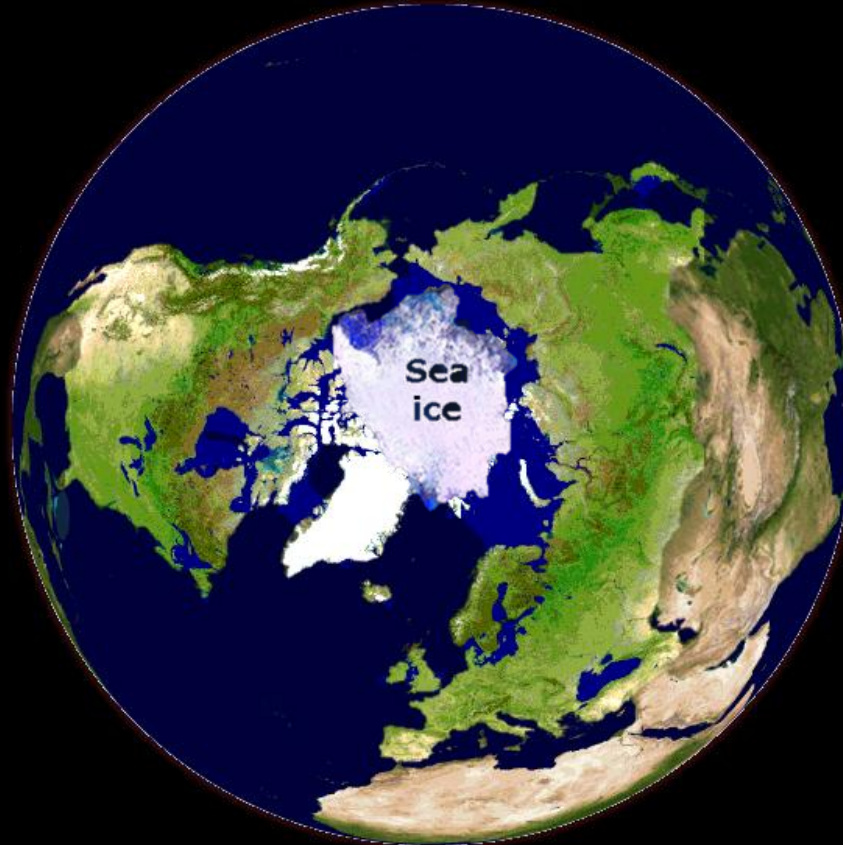


Arctic methane increase
Due to feed back emissions from
the warming surface of the
planet.

The effect of amplified Arctic warming by summer sea ice loss

The Arctic summer sea ice is the air conditioner of the Northern hemisphere. Loss of Arctic albedo is affecting the jet stream disrupting Northern hemisphere weather patterns.

Global warming is increasing global drought, and loss of Arctic albedo is projected to increase N. hemisphere drought, as well increase climate variability and weather extremes.

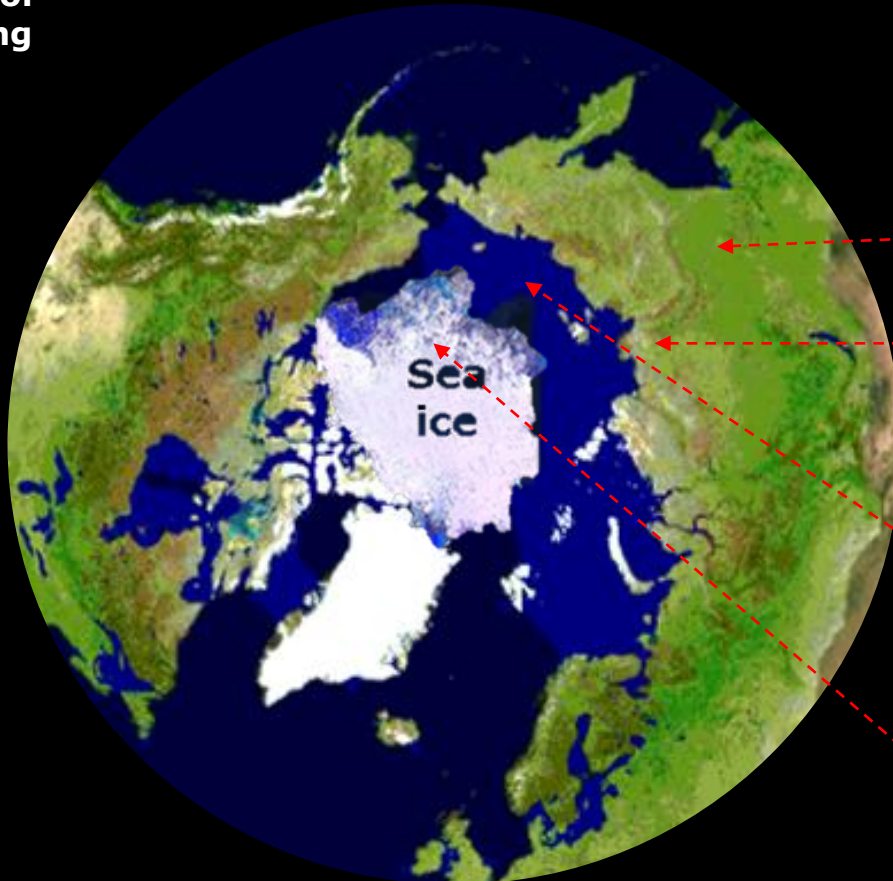


The effect of amplified Arctic warming by summer sea ice loss

Operant Arctic methane feedbacks at today's 0.8°C global warming

Methane (72X CO₂'s warming over 20 yrs)

**Feedback emissions
increase rate of
global warming**



Warming peat wetlands
- adding to atmospheric methane

Thawing permafrost

Sea floor methane hydrate
(N. Shakhova 2008-10)


**Methane (?microbial) leaking from
cracks in the Arctic sea ice.**

(E. Kort 2012)


The effect of amplified Arctic warming by summer sea ice loss

**Methane (?microbial) leaking from cracks
in the Arctic sea ice.**

(E. Kort 2012)



Methane is leaking from thinning of the Arctic cryo-cap



Katey Walter-Anthony 202